


Did you know?

- It is impossible to eliminate a flea infestation within a few days.
- It is a minimum 1-2 months to remove a flea infestation, and they can take up to 12 months continuous effort to completely conquer.
- The fleas seen on your pet today came from flea eggs laid 1-2 months ago.
- The rate of flea development is weather dependent. The higher the humidity and temperature, the faster fleas will reproduce.
- All pets in the household need to be treated consistently to prevent flea infestations.
- Cat flea (*Ctenocephalides felis*) is the most common flea seen infesting dogs and cats.
- Pets acquire fleas from an infested environment. Flea eggs can be deposited by neighbours' pets, strays, and wildlife.
- After a female flea jumps on a pet she begins laying within 24 hours.

IMPORTANT NOTE

Some pets suffer from Flea Allergy Dermatitis. This is a serious condition where your pet is allergic to the fleas saliva. Animals with this condition suffer severe itching, and fur loss. Strict flea control and prescription medication is required in these cases.



You see, Fleas don't have many career choices open to them: I can either join the Circus or spend my life as a parasite...

**CONTACT US TODAY OR DROP IN
FOR SOME ADVICE ABOUT FLEAS**

REMEMBER...

**WE WILL HELP YOU WAGE YOUR
WAR AGAINST FLEAS**



Murwillumbah Veterinary Clinic

(02)6672 1919

Tweed Arcade, 8-10 Queen St
Murwillumbah NSW 2484

www.murwillumbahvet.com.au
murbahvet@northnet.com.au



Murwillumbah Veterinary Clinic

Country Caring with a Wealth of
Experience

Fleas

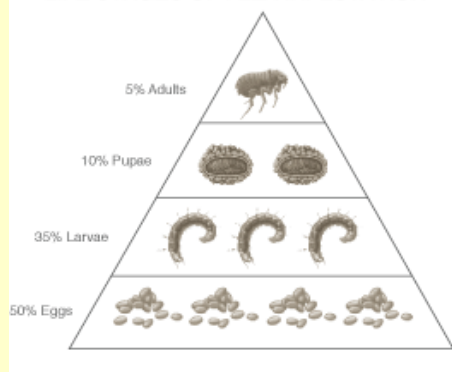


These common external parasites can cause problems year-round and controlling them takes a concerted and coordinated effort. Often a combination of products is required to overcome and infestation, and then keep fleas at bay for good. Attempts must be made to kill not only adult fleas (5% of the population) but also the flea larvae and eggs which dwell in the environment.

Your Pet and Fleas

Even a few fleas can cause tremendous irritation to your pets and you. They can spread disease, aggravate allergies, and make everybody miserable.

LIFE STAGES OF FLEA INFESTATION



WHAT DO YOU NEED TO KNOW ABOUT THE FLEA LIFE CYCLE?

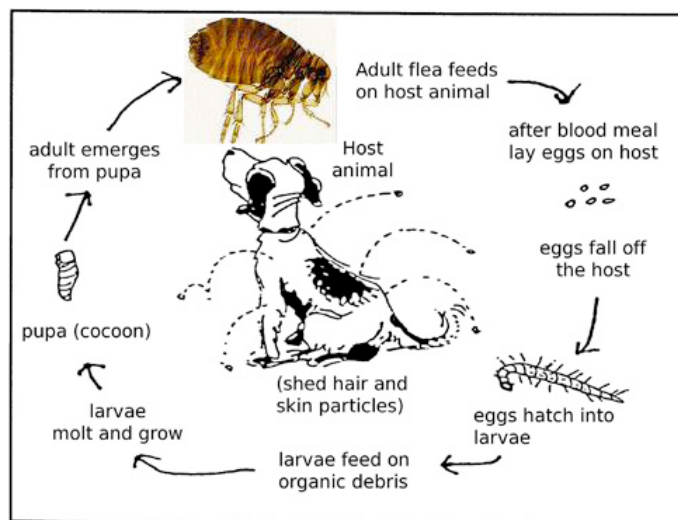
Firstly, female fleas lay 40-50 eggs among the hosts fur every 24 hours.

These eggs then drop off onto carpets and floorboards where the eggs hatch into the larval stage. While on your floor bedding and couches the larvae feed on dead skin, dust, and the faeces of the adult flea.

Once larvae are fully developed they spin a cocoon and become pupae.

Adult fleas emerge from this stage approximately one month after they pupate. However, they can remain cocooned for months to years, emerging only when stimulated by the vibrations of a passing animal.

Adult fleas then feed on the blood of animals such as dogs and cats, starting the cycle again.



THE 3 STEPS OF FLEA CONTROL

Flea control in the home is best achieved in 3 stages:

- Cats and dogs should be regularly treated with a veterinary strength flea control product. All pets in household must be treated.
- All floor areas and upholstered furnishings should be thoroughly washed and vacuumed to remove hair, flea eggs, pupae and other debris.
- All floors and furnishings should then be treated with an insecticide that acts long term to kill fleas in all stages (such as Indorex). Please note that flea bombs do not work on all life cycle stages.

Problems caused by the cat flea:

- Flea allergy dermatitis
- Anaemia
- Diseases like Cat scratch disease can be transmitted.
- Tapeworm
- Immune system stress
- Annoyance

WHAT OPTIONS ARE THERE FOR FLEA CONTROL?



Comfortis



Sentinel Spectrum



Revolution



Advantage



Advantix



• **Tablets:** There are now monthly tablets called Nexgard which do ticks as well. Comfortis, sentinel and Panoramis which provide highly effective flea control in tablet form. The benefit of tablet flea control is the product cannot be washed off.

• **Top-spot products:** Revolution, Advantage, Advocate, Advantix, and Frontline-spot-on are easy to apply, and many of these products protect against other parasites too.

• **Topical Sprays:** Frontline topical spray is an effective way of controlling the flea life cycle while treating your pet.

• **Household treatments:** Indorex household spray is safe on furniture, and the only product effective against all life cycle stages.

• **Collars:** Sorry folks, but flea collars just don't do an adequate job of flea control. We do not recommend flea collars at Murwillumbah